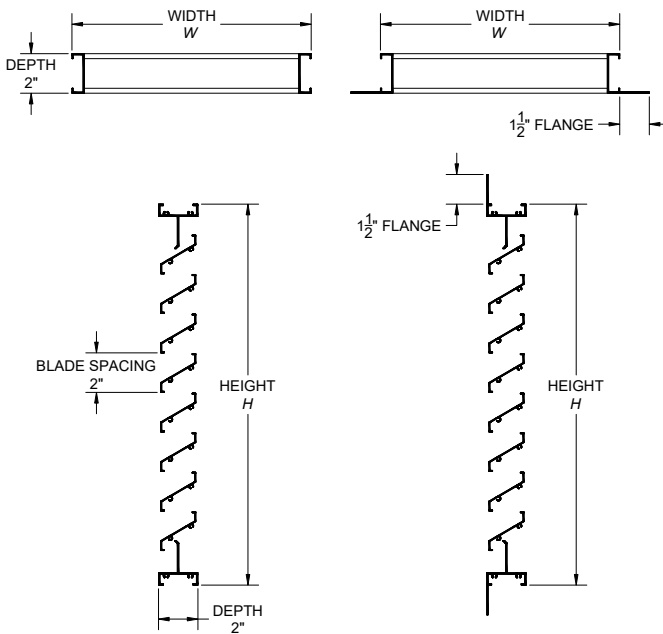




MODEL: 2210
FRAME: CHANNEL FRAME
DUCT-MOUNT (DM)

MODEL: 2215
FRAME: FLANGE FRAME
FLANGE-MOUNT (FM)



PERFORMANCE			
LOUVER UNIT SIZE	TOTAL AREA	FREE AREA	FREE AREA
48" x 48"	16 ft ²	8.51 ft ²	53.2%
(1219 x 1219 mm)	(1.49 m ²)	(0.79 m ²)	
BEGINNING POINT OF WATER PENETRATION AT 0.01 oz./ft ² FREE AREA (15 MINUTE DURATION)			491 FPM

STANDARD CONSTRUCTION	
DEPTH:	2" (51 mm)
MATERIAL:	EXTRUDED ALUMINUM - 6063-T5 ALLOY
FRAME THICKNESS:	0.062" (1.57 mm)
BLADE THICKNESS:	0.062" (1.57 mm)
BLADE ANGLE:	30°
BLADE CENTRES:	2" (51 mm)
BIRDSCREEN:	19 GA. GALVANIZED BIRDSCREEN - 1/2" x 1/2" OPENINGS
FINISH:	MILL

SIZE LIMITATIONS: SINGLE SECTION LOUVER		
	MINIMUM	MAXIMUM
WIDTH	6" (152.4 mm)	72" (1829 mm)
HEIGHT	6" (152.4 mm)	72" (1829 mm)
AREA	0.25 ft ² (0.02 m ²)	36 ft ² (3.34 m ²)

*LOUVER WILL BE MANUFACTURED 1/4" (6.4 mm) SMALLER (SINGLE SECTION) AND 1/2" (12.7 mm) SMALLER (MULTIPLE SECTION) THAN GIVEN OPENING DIMENSIONS UNLESS OTHERWISE SPECIFIED.

AVAILABLE ACCESSORIES		
FINISH: <ul style="list-style-type: none"> POLYESTER POWDER COAT DURANAR FINISH ANODIZED FINISH <ul style="list-style-type: none"> CLEAR ANODIZED LIGHT BRONZE MEDIUM BRONZE DARK BRONZE BLACK ANODIZED EXTENDED SILLS SECURITY BARS FILTER RACKS STAINLESS STEEL FASTENERS HINGED ACCESS DOORS ALL WELDED CONSTRUCTION CUSTOM GEOMETRIC SHAPES CONTINUOUS LINE CONSTRUCTION WITH HIDDEN MULLIONS TO PROVIDE AN UNINTERRUPTED APPEARANCE 	SCREENS: <ul style="list-style-type: none"> BIRDSCREEN <ul style="list-style-type: none"> 1/2" x 1/2" INTER CRIMPED ALUMINUM ALUMINUM BIRDSCREEN WITH FRAME INSECT SCREEN <ul style="list-style-type: none"> 18 x 14 MESH 	BLANK-OFF PANELS (ALUMINUM): VARIOUS GAUGES <ul style="list-style-type: none"> NON-INSULATED BLANK-OFF PANELS INSULATED BLANK-OFF PANELS <ul style="list-style-type: none"> 1" (25.4 mm) INSULATION 2" (50.8 mm) INSULATION



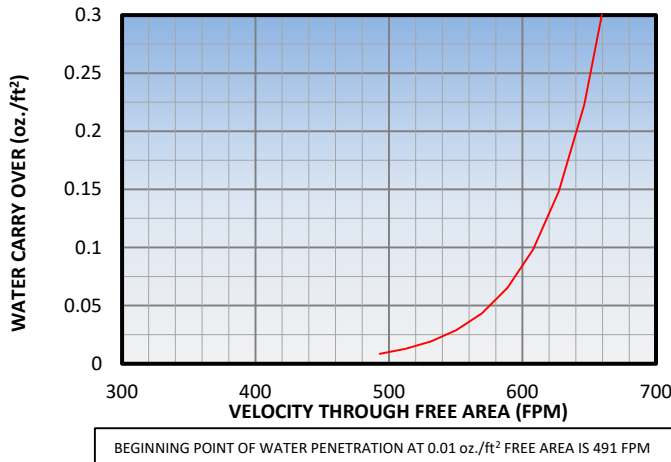
2210 / 2215 2" DEEP EXHAUST LOUVER

FREE AREA (Sq. Ft.)

		WIDTH (INCHES)																	
		6	8	12	16	20	24	28	32	36	40	44	48	52	56	60	64	68	72
HEIGHT (INCHES)	6	0.04	0.05	0.09	0.12	0.15	0.18	0.22	0.25	0.28	0.31	0.35	0.38	0.41	0.44	0.48	0.51	0.54	0.57
	8	0.08	0.11	0.17	0.23	0.29	0.36	0.42	0.48	0.54	0.61	0.67	0.73	0.79	0.86	0.92	0.98	1.05	1.11
	12	0.15	0.22	0.35	0.48	0.61	0.73	0.86	0.99	1.12	1.25	1.38	1.51	1.64	1.77	1.90	2.03	2.16	2.29
	16	0.23	0.33	0.53	0.72	0.92	1.11	1.31	1.50	1.70	1.90	2.09	2.29	2.48	2.68	2.88	3.07	3.27	3.46
	20	0.31	0.44	0.70	0.97	1.23	1.49	1.75	2.02	2.28	2.54	2.80	3.07	3.33	3.59	3.85	4.11	4.38	4.64
	24	0.39	0.55	0.88	1.21	1.54	1.87	2.20	2.53	2.86	3.19	3.51	3.84	4.17	4.50	4.83	5.16	5.49	5.82
	28	0.46	0.66	1.06	1.46	1.85	2.25	2.64	3.04	3.44	3.83	4.23	4.62	5.02	5.41	5.81	6.20	6.60	6.99
	32	0.52	0.77	1.24	1.70	2.17	2.63	3.09	3.55	4.01	4.48	4.94	5.40	5.86	6.32	6.79	7.25	7.71	8.17
	36	0.62	0.88	1.42	1.95	2.48	3.01	3.53	4.06	4.59	5.12	5.65	6.18	6.71	7.23	7.76	8.29	8.82	9.35
	40	0.69	0.99	1.60	2.19	2.79	3.38	3.98	4.57	5.17	5.76	6.36	6.96	7.55	8.15	8.74	9.34	9.93	10.53
	44	0.77	1.10	1.78	2.44	3.10	3.76	4.42	5.09	5.75	6.41	7.07	7.73	8.39	9.06	9.72	10.38	11.04	11.70
	48	0.85	1.21	1.96	2.69	3.41	4.14	4.87	5.60	6.33	7.05	7.78	8.51	9.24	9.97	10.70	11.42	12.15	12.88
	52	0.93	1.32	2.14	2.93	3.73	4.52	5.31	6.11	6.90	7.70	8.49	9.29	10.08	10.88	11.67	12.47	13.26	14.06
	56	1.00	1.42	2.31	3.18	4.04	4.90	5.76	6.62	7.48	8.34	9.21	10.07	10.93	11.79	12.65	13.51	14.37	15.23
60	1.08	1.53	2.49	3.42	4.35	5.28	6.21	7.13	8.06	8.99	9.92	10.84	11.77	12.70	13.63	14.56	15.48	16.41	
64	1.16	1.64	2.67	3.67	4.66	5.66	6.65	7.64	8.64	9.63	10.63	11.62	12.62	13.61	14.61	15.60	16.59	17.59	
68	1.23	1.75	2.85	3.91	4.97	6.03	7.10	8.16	9.22	10.28	11.34	12.40	13.46	14.52	15.58	16.64	17.70	18.77	
72	1.31	1.86	3.03	4.16	5.29	6.41	7.54	8.67	9.80	10.92	12.05	13.18	14.31	15.43	16.56	17.69	18.82	19.94	

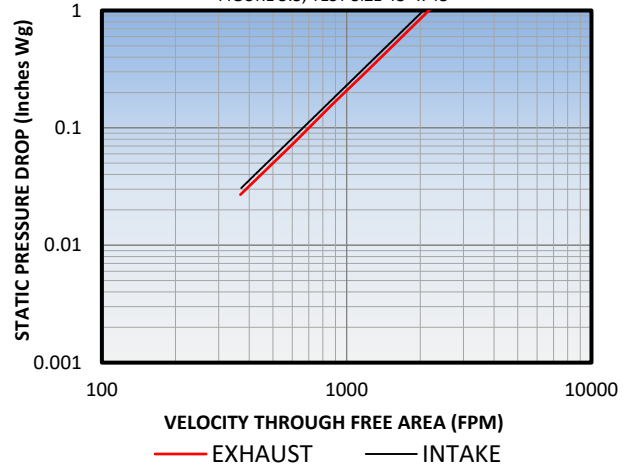
WATER PENETRATION - 2210 / 2215

15 MINUTE DURATION, TEST SIZE 48" x 48"



PRESSURE DROP- 2210/ 2215

FIGURE 5.5, TEST SIZE 48" x 48"



TEST RESULTS DO NOT INCLUDE THE EFFECTS OF BIRDSCREEN.
DATA CORRECTED TO STANDARD AIR DENSITY @ 0.075 LBS/FT³.

RECOMMENDED SPECIFICATION

Furnish and install stationary louver model 2210 / 2215 as manufactured by Ventex Inc, Alliston, Ontario. Louvers must be licensed to bear the AMCA seal. Louvers shall be 2" (51 mm) deep. Blades shall be 0.062" (1.57 mm) extruded 6063-T5 aluminum alloy and frame shall be 0.062" (1.57 mm) extruded 6063-T5 aluminum alloy. Louvers shall have 19 gauge galvanized ½" x ½" birdscreen. All materials shall be factory finished after assembly with Polyester Powder Coat in a color selected from the Ventex Color Chart.

CERTIFIED RATINGS

Ventex Inc. certifies that the models 2210 / 2215 shown here are licensed to bear the AMCA Seal. The ratings shown are based on tests and procedures performed in accordance with AMCA Publication 511 and comply with the requirements of the AMCA Certified Ratings Program. The AMCA Certified Ratings seal applies to Water Penetration and Air Performance ratings.



Certification